


# Blood Borne Pathogens



# Act Rather Than Re-act



- School Staff tend to be nurturing and care-taking people
- Don't rush to help without putting on gloves - children can touch their own blood - give them a dressing while you put on your gloves
- You can be kind and reassuring while you work to protect yourself!

# Bloodborne Diseases

- HBV

Hepatitis B virus

Causes damage to liver

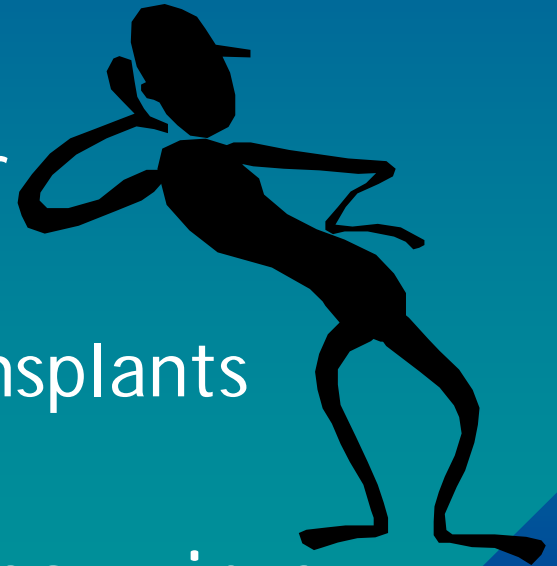
- Hepatitis C

Leading cause of liver transplants

- HIV

Human immunodeficiency virus

Compromises immune system - leads to AIDS for which there is no known cure



# Transmission

- Pathogens can enter your body through:  
Open cuts - Skin abrasions - Acne  
Dermatitis - Mucous membranes
- Accidental injury with contaminated object:  
Broken glass - Sharp metal  
Knives - Needles



# Risk of Exposure

- Not every staff member will be occupationally exposed to body fluids
- Whether or not you're exposed, you still need to know what to do to minimize your risk of infection



# The Key to Protection

- Never touch another person's blood!

Universal Precautions Kits

(Gloves, Dressing, Antibacterial Pad)

- Handwashing,

Handwashing &

Handwashing!



- Your best protection is not to have any contact with another person's blood or body fluids
- If a student is bleeding, instruct student to cover the source and apply pressure as needed - get the school nurse!
- If you **MUST** assist - you need gloves and to call for help!



# Gloves

- First line of Protection! - Cover all cuts, dry skin - replace any damp bandaids
- Replace as soon as possible if gloves are ripped or punctured
  - Glove Removal Demonstration
- Dispose of used gloves carefully and safely!




# Remember:




- Healthy, intact skin is your first line of defense from exposure to blood and body fluids.
- Treat all blood, fresh or dried as if it is contaminated

# Exposure to eyes:

- If blood or body fluids get in your eyes, wash immediately – rinse eyes for 10 minutes.
- Report the incident to the school nurse.



# Be Safe and Successful!



- Use Barrier Precautions -  
Have them available in school, on playground and on field trips
- Keep yourself and others safe from contamination
- Act rather than react!